

Sizing chart for Leon Paul **JACKETS**



Please measure around the largest part of your chest with a full breath of air. All jackets are sized by chest measurement and increase in 2 inch increments. If you are between two sizes and you like a tight fit, order the size as per your measurement. If you prefer a standard fit then order one size larger. All **Lame jackets** are designed to fit over the same size of jacket and don't require separate sizing.

Standard Sizes

Men's Jackets

UK/US	34	36	38	40	42	44	46	48	50
Euro	44	46	48	50	52	54	56	58	60
Chest	31 - 33"	33 - 35"	35 - 37"	37 - 39"	39 - 41"	41 - 43"	43 - 45"	45 - 47"	47 - 49"
	79 - 84cm	84 - 89cm	89 - 94cm	94 - 99cm	99 - 104cm	104 - 109cm	109 - 114cm	114 - 119cm	119 - 125cm
Height	5'2 - 5'6	5'2 - 5'8	5'4 - 5'10	5'4 - 6'	5'6 - 6'2	5'8 - 6'4	5'8 - 6'4	5'8 - 6'4	5'10 - 6'4
	158 - 168cm	158 - 173cm	163 - 178cm	163 - 183cm	168 - 187cm	173 - 193cm	173 - 193cm	173 - 193cm	178 - 193cm

Women's Jackets

UK/US	34	36	38	40	42	44	46	48
Euro	36	38	40	42	44	46	48	50
Chest	31 - 33"	33 - 35"	35 - 37"	37 - 39"	39 - 41"	41 - 43"	43 - 45"	45 - 47"
	79 - 84cm	84 - 89cm	89 - 94cm	94 - 99cm	99 - 104cm	104 - 109cm	109 - 114cm	114 - 119cm
Height	5'2 - 5'6	5'2 - 5'8	5'2 - 5'9	5'4 - 5'9	5'6 - 5'11	5'8 - 5'11	5'8 - 6'	5'8 - 6'
	158 - 168cm	158 - 173cm	158 - 176cm	163 - 176cm	168 - 180cm	173 - 180cm	173 - 183cm	173 - 183cm

Junior Jackets

UK/US	32	34	36
Euro	158	164	170
Chest	29 - 31"	31 - 33"	33 - 35"
	74 - 79cm	79 - 84cm	84 - 89cm
Height	< 5'	< 5'2	5'2
	< 153cm	< 157cm	< 157cm

Long Sizes

If you are tall and have a slim athletic build we advise customers to consider ordering a long jacket, please refer to the height ranges in the table to determine if you need a long size. Long sizes are only available in 800N APEX range and selected TEAM range sizes. These give an extra 2" on the length of the arms and body of the jacket.

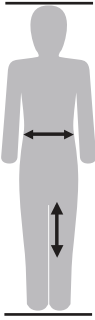
Men's Jackets

UK/US	34	36	38	40	42	44	46	48	50
Euro	44	46	48	50	52	54	56	58	60
Chest	31 - 33"	33 - 35"	35 - 37"	37 - 39"	39 - 41"	41 - 43"	43 - 45"	45 - 47"	47 - 49"
	79 - 84cm	84 - 89cm	89 - 94cm	94 - 99cm	99 - 104cm	104 - 109cm	109 - 114cm	114 - 119cm	119 - 125cm
Height	5'6 - 5'8	5'6 - 5'10	5'10 - 6'2	6' - 6'4	6'2 - 6'6	6'2 - 6'6	6'2 - 6'6	6'2 - 6'8	6'2 - 6'8
	168 - 173cm	168 - 178cm	178 - 187cm	183 - 193cm	187 - 198cm	187 - 198cm	187 - 198cm	187 - 203cm	187 - 203cm

Women's Jackets

UK/US	34	36	38	40	42	44	46	48
Euro	36	38	40	42	44	46	48	50
Chest	31 - 33"	33 - 35"	35 - 37"	37 - 39"	39 - 41"	41 - 43"	43 - 45"	45 - 47"
	79 - 84cm	84 - 89cm	89 - 94cm	94 - 99cm	99 - 104cm	104 - 109cm	109 - 114cm	114 - 119cm
Height	5'4 - 5'9	5'4 - 6'	5'4 - 6'	5'6 - 6'2	5'8 - 6'4	5'10 - 6'4	5'10 - 6'4	5'10 - 6'4
	163 - 176cm	163 - 183cm	163 - 183cm	168 - 187cm	173 - 193cm	178 - 193cm	178 - 193cm	178 - 193cm

Sizing chart for Leon Paul BREECHES



Please measure the circumference of your waist and refer to the tables below. Sizes increase in 2 inch increments. If you are between two sizes and if you like a tight fit, order the size as per your measurement. If you prefer a standard fit then order one size larger.

Standard Sizes

Men's Breeches

UK/US	30	32	34	36	38	40	42
Euro	40	42	44	46	48	50	52
Waist	27 - 29"	29 - 31"	31 - 33"	33 - 35"	35 - 37"	37 - 39"	39 - 41"
	69 - 74cm	74 - 79cm	79 - 84cm	84 - 89cm	89 - 94cm	94 - 99cm	99 - 104cm
Inside Leg	17½"	18"	18½"	19"	19½"	19½"	20"
	45cm	46cm	47cm	48cm	49.5m	49.5cm	51cm

Women's Breeches

UK/US	24	26	28	30	32	34	36	38
Euro	34	36	38	40	42	36	46	48
Waist	21 - 23"	23 - 25"	25 - 27"	27 - 29"	29 - 31"	31 - 33"	33 - 35"	35 - 37"
	54 - 59cm	59 - 64cm	64 - 69cm	69 - 74cm	74 - 79cm	79 - 84cm	84 - 89cm	89 - 94cm
Inside Leg	16"	17"	18"	18"	18"	18½"	18½"	19½"
	40.5cm	43cm	46cm	46cm	46cm	47cm	47cm	49.5cm

Junior Breeches

UK/US	24	26	28	30
Euro	128	146	164	170
Waist	21 - 23"	23 - 25"	25 - 27"	27 - 29"
	54 - 59cm	59 - 64cm	64 - 69cm	69 - 74cm
Inside Leg	< 5	< 5'2	< 5'2	< 5'2
	< 153cm	< 157cm	< 157cm	< 157cm

Long Sizes

If you are tall and have a slim athletic build we advise customers to consider ordering the long breeches. Please measure a refer to the inside seam measurements in the table to determine if you need a long size. Long sizes are only available in 800N APEX range and selected TEAM range sizes. These give an extra 2" on the length of the legs of the breeches.

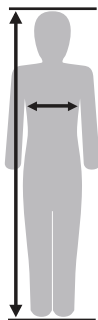
Men's Breeches

UK/US	30	32	34	36	38	40	42
Euro	40	42	44	46	48	50	52
Waist	27 - 29"	29 - 31"	31 - 33"	33 - 35"	35 - 37"	37 - 39"	39 - 41"
	69 - 74cm	74 - 79cm	79 - 84cm	84 - 89cm	89 - 94cm	94 - 99cm	99 - 104cm
Inside Leg	19½"	20"	20½"	21"	21½"	21½"	22"
	49.5cm	51cm	52cm	53cm	54.5cm	54.5cm	56cm

Women's Breeches

UK/US	24	26	28	30	32	34	36	38
Euro	34	36	38	40	42	44	46	48
Waist	21 - 23"	23 - 25"	25 - 27"	27 - 29"	29 - 31"	31 - 33"	33 - 35"	35 - 37"
	54 - 59cm	59 - 64cm	64 - 69cm	69 - 74cm	74 - 79cm	79 - 84cm	84 - 89cm	89 - 94cm
Inside Leg	18"	19"	20"	20"	20"	20½"	20½"	21½"
	46cm	48cm	51cm	51cm	51cm	52cm	52cm	54.5cm

Sizing chart for Leon Paul **UNDER PLASTRONS**



Please measure around the largest part of your chest with a full breath of air and refer to the table below.

Plastrons come in small, medium, large and extra large. As they are fitted under your jacket and therefore held in place by it, the fit is not as important as your outer layer.

Men's Plastrons

UK/US	SMALL	MEDIUM	LARGE	XL
Euro	S	M	L	XL
Chest	< 36"	36 - 40"	40 - 44"	44" >
	< 92cm	92 - 102cm	102 - 112cm	112cm >
Height	< 5'2 - 5'8	5'4 - 6'	5'4 - 6'4	5'8 - 6'6 >
	< 158 - 173cm	163 - 183cm	163 - 193cm	173 - 198cm >

Women's Plastrons

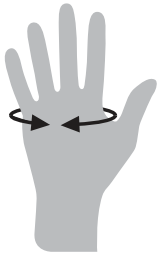
UK/US	SMALL	MEDIUM	LARGE	XL
Euro	S	M	L	XL
Chest	< 36"	36 - 40"	40 - 44"	44" >
	< 92cm	92 - 102cm	102 - 112cm	112cm >
Height	< 5'2 - 5'8	5'4 - 5'10	5'6 - 6'	5'8 - 6'2 >
	< 158 - 173cm	163 - 178cm	163 - 183cm	173 - 187cm >

Junior plastrons are one size only and are sized to fit young children. Older children will need an adult small. As they are fitted under your jacket and therefore held in place by it, the fit is not as important as your outer layer. Measure the circumference of the chest with a full breath of air and refer to the table below.

Junior Plastrons

UK/US	J	SMALL
Euro	XXS	S
Chest	< 32"	32 - 34"
	< 82cm	82 - 87cm
Height	< 5'2	5'2 - 5'8
	< 152cm	152 - 173cm

Sizing chart for Leon Paul **GLOVES**



Please measure your fencing hand at its widest point excluding the thumb and refer to the table below. Ensure the tape is held tightly as you measure for the best possible result.

Adult Sizes

Size to order	6.5	7	7.5	8	8.5	9	9.5	10	10.5
Below Knuckles Inches	< 6"	6 - 6½"	6½ - 7"	7 - 7½"	7½ - 8"	8 - 8½"	8½ - 9"	9 - 9½"	9½ - 10"
Below Knuckles Centimetres	< 15.5cm	15.5 - 16.5cm	16.5 - 18cm	18 - 19cm	19 - 20.5cm	20.5 - 21.5cm	21.5 - 23cm	23 - 24.5cm	24.5 - 25.5cm

Junior Sizes

Size to order	5.5	6	6.5
Below Knuckles Inches	< 5"	5" - 5½"	5½ - 6"
Below Knuckles Centimetres	< 12.5cm	12.5 - 14cm	14 - 15.5cm

Size Conversion

Size to order	XS	S	M	L	XL
Below Knuckles Inches	< 6"	6 - 7"	7 - 8"	8 - 9"	9 - 10"
Below Knuckles Centimetres	< 15.5cm	15.5 - 18cm	18 - 20.5cm	20.5 - 23cm	23 - 25.5cm

Sizing chart for Leon Paul **MASKS**



Please measure the vertical circumference around your head. This is measured around your head from chin to the top of the head. Then refer to the table below.

Mask Sizing

UK/US	SMALL	MEDIUM	LARGE	XL
Euro	S	M	L	XL
Head Inches	< 22½"	22½ - 25½"	25½ - 28"	> 28"
Head Centimetres	< 58cm	58 - 65cm	65 - 72cm	> 72cm

IMPORTANT: You must disable page scaling in your print options, or this tape will come out too small.

REQUIRED: Printer, Scissors, Sellotape

INSTRUCTIONS: Cut along the marked lines in order starting with line A (do not cut the off shaded area as you will need this).
Next, tape the ends over the shaded sections to make a tape measure.

IMPORTANT : Veillez à imprimer la page en taille réelle sans quoi les mesures seront incorrectes.

REQUIS : Une imprimante, des ciseaux, du scotch

INSTRUCTIONS : Coupez les lignes indiquées par des ciseaux en partant de la ligne A jusqu'à la I. Ne coupez pas la partie striée, vous en aurez besoin. Enfin, scotchez les bandes les unes aux autres sur chaque partie striée. Vous obtiendrez ainsi une règle.

WICHTIG: Bitte deaktiviere die automatische Anpassung der Seitengröße in deinen Druckereinstellungen, oder dieses Maßband wird in verkleinertem Maßstab ausgedruckt.

BENÖTIGT: Drucker, Schere, Tesafilm

ANLEITUNG: Schneide an den Markierungen entlang und befolge dabei die angegebene Reihenfolge (Beginn an der Kante A). Bitte schneide den schraffierten Bereich nicht ab; diesen wirst du noch benötigen. Wenn du alles ausgeschnitten hast, klebe das Ende jedes Papierstreifens mit Tesafilm auf den schraffierten Bereich des vorherigen - und fertig ist dein Maßband.



0 1 2 3 4 5 6 7 8 9

© Leon Paul
London

0 1 2 3 4 5 6 7 8 9 10 11 12 13 14 15 16 17 18 19 20 21 22 23 24 25

10 11 12 13 14 15 16 17 18 19

20 21 22 23 24 25 26 27 28 29

30 31 32 33 34 35 36 37 38 39

40 41 42 43 44 45 46 47 48 49

50 51 52 53 54 55 56 57 58 59

128 130 131 132 133 134 135 136 137 138 140 141 142 143 144 148 149 150 151 152 153 154 155 156 157



H



G



F



E



D



C



I